

STATE BANK OF INDIA
Corporate Centre, Mumbai - 400 021
AUDITED FINANCIAL RESULTS FOR THE QUARTER / YEAR ENDED MARCH 31, 2016

(Rs. in crore)

Sr. No	Particulars	Standalone					Consolidated	
		Quarter ended		Year ended			Year ended	
		31.03.2016	31.12.2015	31.03.2015	31.03.2016	31.03.2015	31.03.2016	31.03.2015
		Audited	Unaudited	Audited	Audited	Audited	Audited	Audited
1	Interest Earned (a)+(b)+(c)+(d)	42831.35	40553.50	40101.16	163685.31	152397.07	221854.84	207974.34
	(a) Interest/discount on advances/bills	29242.48	28860.22	28268.54	115666.01	112343.91	157001.75	153144.59
	(b) Income on Investments	11007.91	10712.00	9475.89	42303.98	35353.64	57922.72	48952.27
	(c) Interest on balances with Reserve Bank of India and other interbank funds	105.02	101.85	158.90	621.07	505.12	1186.80	1033.55
	(d) Others	2475.94	879.43	2197.83	5094.25	4194.40	5743.57	4843.93
2	Other Income	10695.62	6177.51	8515.25	28158.36	22575.89	51016.19	49315.17
3	TOTAL INCOME (1+2)	53526.97	46731.01	48616.41	191843.67	174972.96	272871.03	257289.51
4	Interest Expended	27540.59	26947.03	25389.40	106803.49	97381.82	143047.36	133178.64
5	Operating Expenses (i) + (ii)	11794.48	10186.06	10467.25	41782.37	38053.86	73717.07	73224.24
	(i) Employee cost	6942.78	6122.57	6566.54	25113.83	23537.07	32525.60	31117.61
	(ii) Other Operating Expenses	4851.70	4063.49	3900.71	16668.54	14516.79	41191.47	42106.63
6	TOTAL EXPENDITURE (4) + (5) (excluding Provisions and Contingencies)	39335.07	37133.09	35856.65	148585.86	135435.68	216764.43	206402.88
7	OPERATING PROFIT (3 - 6) (before Provisions and Contingencies)	14191.90	9597.92	12759.76	43257.81	39537.28	56106.60	50886.63
8	PROVISIONS (other than tax) and Contingencies (net-of write-backs) --- of which provisions for Non-Performing Assets	13174.05 12139.17	7949.38 7644.62	6943.31 4985.83	29483.75 26984.14	20223.32 17908.06	37929.82 35111.19	25032.06 22198.31
9	Exceptional Items	-	-	-	-	-	-	-
10	PROFIT FROM ORDINARY ACTIVITIES BEFORE TAX (7-8-9)	1017.85	1648.54	5816.45	13774.06	19313.96	18176.78	25854.57
11	Tax Expenses	-245.96	533.20	2074.43	3823.41	6212.39	5433.50	8337.20
12	NET PROFIT FROM ORDINARY ACTIVITIES AFTER TAX (10-11)	1263.81	1115.34	3742.02	9950.65	13101.57	12743.28	17517.37
13	Extraordinary items (net of tax expenses)	-	-	-	-	-	-	-
14	NET PROFIT FOR THE PERIOD (12-13)	1263.81	1115.34	3742.02	9950.65	13101.57	12743.28	17517.37
15	Share in profit of Associates	-	-	-	-	-	794.51	837.51
16	Share of Minority	-	-	-	-	-	-	-
17	NET PROFIT AFTER MINORITY INTEREST (14+15-16)	1263.81	1115.34	3742.02	9950.65	13101.57	12224.59	16994.30
18	Paid-up equity Share Capital (Face Value of Rs.1 per share)	776.28	776.28	746.57	776.28	746.57	776.28	746.57
19	Reserves excluding Revaluation Reserves	-	-	-	143498.16	127691.65	178442.05	160640.97
20	Analytical Ratios							
	(i) Percentage of shares held by Government of India	60.18%	60.18%	58.60%	60.18%	58.60%	60.18%	58.60%
	(ii) Capital Adequacy Ratio (BASEL -III)	13.12%	12.45%	12.00%	13.12%	12.00%	-	-
	(iii) Earnings Per Share (EPS) (in Rs.)							
	(a) Basic and diluted EPS before Extraordinary items (net of tax expenses) (Quarter numbers are not annualised)	1.64	1.43	5.01	12.98	17.55	15.95	22.76
	(b) Basic and diluted EPS after Extraordinary items (net of tax expenses) (Quarter numbers are not annualised)	1.64	1.43	5.01	12.98	17.55	15.95	22.76
	(iv) NPA Ratios							
	(a) Amount of gross non-performing assets	98172.80	72791.73	56725.34	98172.80	56725.34	-	-
	(b) Amount of net non-performing assets	55807.02	40249.12	27590.58	55807.02	27590.58	-	-
	(c) % of gross NPAs	6.50%	5.10%	4.25%	6.50%	4.25%	-	-
	(d) % of net NPAs	3.81%	2.89%	2.12%	3.81%	2.12%	-	-
	(v) Return on Assets (net assets basis - Annualised)	0.23%	0.21%	0.76%	0.46%	0.68%	-	-

Summarised Statement of Assets & Liabilities

(Rs.in crore)

Sr. No	Particulars	Standalone			Consolidated		
		As at 31.03.2016 Audited	As at 31.12.2015 Unaudited	As at 31.03.2015 Audited	As at 31.03.2016 Audited	As at 31.12.2015 Unaudited	As at 31.03.2015 Audited
1	Capital and Liabilities						
a	Capital	776.28	776.28	746.57	776.28	746.57	
b	Reserves & Surplus	143498.16	145780.99	127691.66	179816.09	160640.97	
c	Minority Interest				6267.40	5497.12	
d	Deposits	1730722.44	1671416.15	1576793.24	2253857.56	2052960.79	
e	Borrowings	224190.59	219676.08	205150.29	258214.39	244663.46	
f	Other liabilities and provisions	159875.56	111138.20	137698.04	271965.92	235601.11	
	Total Capital and Liabilities	2259063.03	2148787.70	2048079.80	2970897.64	2700110.02	
2	Assets						
a	Cash and Balances with RBI	129629.33	80043.82	115883.84	160424.57	144287.55	
b	Balances with Banks and money at call and short notice	37838.33	25747.24	38871.94	43734.90	44193.50	
c	Investments	477097.27	544349.83	481758.75	705189.08	762584.52	
d	Advances	1463700.42	1391257.76	1300026.39	1870260.89	1692211.33	
e	Fixed Assets	10389.28	9578.73	9329.17	15255.68	12379.30	
f	Other Assets	140408.40	97810.32	102209.71	176032.52	133530.86	
	Total Assets	2259063.03	2148787.70	2048079.80	2970897.64	2700110.02	

Segment-wise Revenue, Results and Capital Employed

(Rs.in crore)

Part A : Primary Segment

Sr. No	Particulars	Standalone				Consolidated	
		Quarter ended		Year Ended		Year Ended	
		31.03.2016 Audited	31.12.2015 Unaudited	31.03.2015 Audited	31.03.2016 Audited	31.03.2016 Audited	31.03.2015 Audited
1	Segment Revenue (income)						
a	Treasury Operations	12904.29	12554.07	11804.91	49572.24	41095.95	61296.54
b	Corporate / Wholesale Banking Operations	17485.32	15604.76	16072.75	63983.80	61445.90	86837.57
c	Retail Banking Operations	21441.26	18572.17	19668.71	76531.65	71248.38	97196.40
d	Insurance Business						20870.02
e	Other Banking Operations						4869.88
f	Add / (Less) : Unallocated	1696.10	0.01	1070.04	1755.98	1182.73	1800.62
	Total	53526.97	46731.01	48616.41	191843.67	174972.96	272871.03
2	Segment Results (Profit before tax)						
a	Treasury Operations	2373.78	2083.72	2738.73	8246.77	7554.38	9071.69
b	Corporate / Wholesale Banking Operations	-8555.81	-4519.19	-1209.54	-11466.70	-308.47	-11271.53
c	Retail Banking Operations	6716.81	4914.21	4207.95	18967.10	14758.80	20936.37
d	Insurance Business						932.55
e	Other Banking Operations						1375.21
	Total	534.78	2478.74	5737.14	15747.17	22004.71	21044.29
f	Add / (Less) : Unallocated	483.07	-830.20	79.31	-1973.12	-2690.75	-2867.51
	Profit from Ordinary Activities Before Tax	1017.85	1648.54	5816.45	13774.05	19313.96	18176.78
	Less : Tax Expenses	-245.96	533.20	2074.43	3823.40	6212.39	5433.50
	Less : Extraordinary Profit / Loss	-	-	-	-	-	-
	Net Profit before share of profit in Associates/ Minority Interest	1263.81	1115.34	3742.02	9950.65	13101.57	12743.28
	Add: Share in profit of Associates						275.82
	Less: Minority Interest						794.51
	Net Profit*	1263.81	1115.34	3742.02	9950.65	13101.57	12224.59
3	Capital Employed (Segment Assets - Segment Liabilities)						
a	Treasury Operations	214485.37	216065.53	190868.16	214485.37	190868.16	291842.37
b	Corporate / Wholesale Banking Operations	78102.75	89336.44	95091.16	78102.75	95091.16	57162.17
c	Retail Banking Operations	-107618.13	-112260.04	-118574.12	-107618.13	-118574.12	-127702.62
d	Insurance Business						5470.58
e	Other Banking Operations						4825.58
f	Unallocated	-40695.55	-46584.66	-38946.97	-40695.55	-38946.97	-51005.71
	Total	144274.44	146557.27	128438.23	144274.44	128438.23	180592.37

* Segments Results are arrived after taking the effects of Transfer Pricing

Part B : Secondary Segments (Standalone)

(Rs.in crore)

Sr. No	Geographic Segments	Domestic Operation		Foreign Operation		Total	
		Year ended (Audited)		Year ended (Audited)		Year ended (Audited)	
		31.03.2016	31.03.2015	31.03.2016	31.03.2015	31.03.2016	31.03.2015
1	Revenue #	178322.68	164304.43	11765.01	9485.80	190087.69	173790.23
2	Net Profit #	5936.62	9972.10	4014.03	3129.47	9950.65	13101.57
3	Assets @	1930789.77	1747311.56	328273.26	300768.24	2259063.03	2048079.80
4	Liabilities @	1786515.34	1618873.33	328273.26	300768.24	2114788.60	1919641.57

for the year ended March 31, 2016

@ as at March 31, 2016



Notes :

- 1 The above financials results have been reviewed by the Audit Committee of the Board at their meeting held on May 26, 2016 and approved by the Board of Directors at their meeting held on May 27, 2016.
- 2 (a) The financial results for the quarter / year ended March 31, 2016 have been arrived at after considering necessary provisions for Non- Performing Advances, Non Performing Investments, Standard Advances, Restructured Advances, Provision for exposure to entities with Un-hedged Foreign Currency Exposure, Depreciation on Investments, Income Tax (including Deferred Taxes) and other usual and necessary provisions. Provisions for employee benefits pertaining to Pension, gratuity and leave encashment has been made on the basis of actuarial valuations.


(b) During the year, as a part of Asset Quality Review (AQR) conducted by RBI, the Bank has been advised to reclassify/make additional provision in respect of certain advance accounts over two quarters ending December 2015 and March 2016. The Bank has accordingly implemented the RBI directions.

(c) In accordance with RBI instruction, the Bank has made a provision of 7.5% amounting to INR 543.50 crores against outstanding in the food credit advance to a State Government pending resolution by stakeholders.


(d) RBI vide Circular No. DBR.No.BP.BC.79/21.04.048/2014-15 dated March 30, 2015 on 'Utilisation of Floating Provisions/Counter Cyclical Provisioning Buffer' has allowed the banks, to utilise up to 50 per cent of CCPB held by them as on December 31, 2014, for making specific provisions for Non-Performing Assets (NPAs) as per the policy approved by the Bank's Board of Directors. Accordingly, the Bank has utilized the CCPB of INR 1,149 crores (INR 382 Crores utilised in the FY 2014-15) for making specific provision for NPAs, in accordance with the board approved policy and approval of the Board.
- 3 The figures for the last quarter are the balancing figures between the audited figures in respect of the full financial year and the published year to date figures upto the third quarter of the current financial year.
- 4 There are no material changes in the Significant Accounting Policies adopted during the quarter / year ended March 31, 2016 as compared to those followed in the previous Financial Year 2014-15.
- 5 RBI Circular DBOD.No.BP.BC.1/21.06.201/2015-16 dated July 01, 2015 on Basel III Capital Regulations read together with RBI Circular No. DBR.No.BP. BC.80/21.06.201/2014-15 dated March 31, 2015 on 'Prudential Guidelines on Capital Adequacy and Liquidity Standards Amendments requires Banks to make applicable Pillar 3 Disclosures including leverage ratio and liquidity coverage ratio under the Basel III framework. These disclosures as of March 31, 2016 are available on the Bank's Website <http://www.sbi.co.in>.
- 6 During the current year, estimated useful life of a few assets such as ATMs, cash dispensing machines, coin dispensing machine, computer servers, computer software, networking equipment were changed. The effect of which on the financial statements is considered not material




- 7 The Bank allotted 10,04,77,012 equity shares of INR 1/- each at a price of INR 295.59 at a premium of INR 294.59 on April 1, 2015 and 19,65,59,390 equity shares of INR 1/- each at a price of INR 274.37 at a premium of INR 273.37 on September 29, 2015 to the Government of India on preferential issues.
- 8 Other income includes INR 2,033.83 crores on account of exchange gain on repatriation of funds from foreign offices to India and restatement of capital funds at historical costs at foreign offices.
- 9 Provision Coverage Ratio as on March 31, 2016 was 60.69 %.
- 10 The Bank has received 160 Investors' complaints during the quarter ended March 31, 2016 and 03 investors complaint was outstanding at the beginning of the quarter out of which 163 have been disposed off. There were NIL Investors' complaints pending at the end of the quarter.
- 11 Previous period/years, figures have been regrouped / reclassified, wherever necessary, to conform to current period classification.



(P K Gupta)
MD (C&R)



(V G Kannan)
MD (A&S)



(B Sriram)
MD (CBG)

A. Bhattacharya
(Arundhati Bhattacharya)
Chairman

Place : Kolkata
Date : May 27, 2016